



**RICH GROWTH MEDIA
SOLUTION
LABELED WITH STABLE ISOTOPES (^2H , ^{13}C , ^{15}N)**

Silantes GmbH - Gollierstrasse 70c D-80339 Munich, Germany

www.silantes.com

e-mail: info@silantes.com

SILANTES OD – MEDIA

Rich Growth Media for *E. coli* (Solution)

Product-N°:	Description	labeled (> 98%)	Quantity
110101402	E. Coli-OD2 D	² H	1000 ml
110201402	E. Coli-OD2 C	¹³ C	1000 ml
110301402	E. Coli-OD2 N	¹⁵ N	1000 ml
110501402	E. Coli-OD2 DN	² H, ¹⁵ N	1000 ml
110601402	E. Coli-OD2 CN	¹³ C, ¹⁵ N	1000 ml
110701402	E. Coli-OD2 CDN	² H (> 95%), ¹³ C, ¹⁵ N	1000 ml

All media are also available as OD1, OD2, OD5 or OD 10 concentrate.

ADVANTAGES OF SILANTES OD MEDIA:

- Ready to go solution media for different strains (Fig. 1)
- Less optimization effort due to quality controlled preadjustment of cell density (Fig. 2)
- Media with different isotopes are prepared according to the same formular, namely from bacterial hydrolysate of *Ralstonia eutropha* (Amino acid composition Tab. 1)
- High yield of heterologous protein expression (Fig. 3a,b)
- Excellent performance for D-labelling (Fig. 4)

Fig. 1

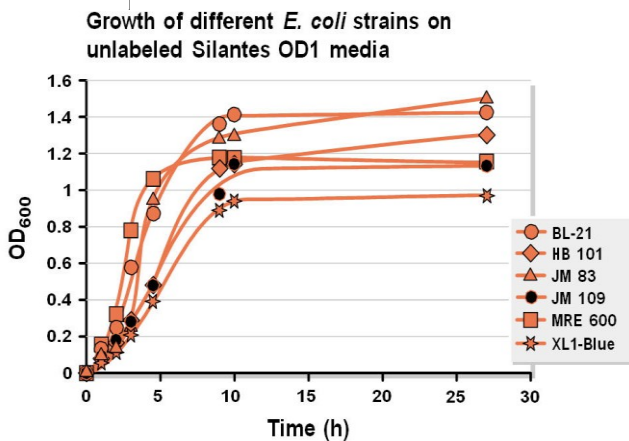
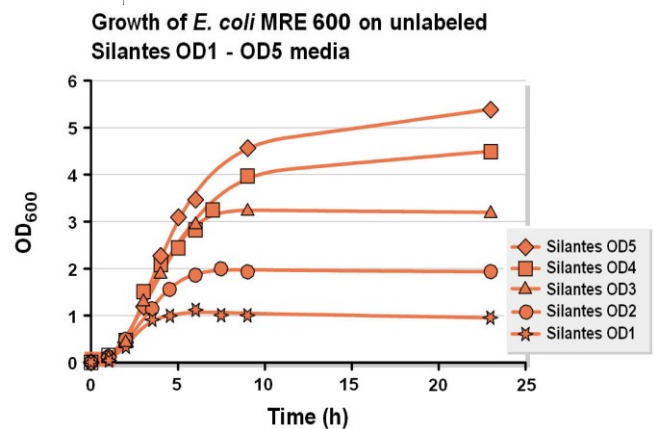


Fig. 2



SILANTES OD-MEDIA FOR HETEROLOGOUS EXPRESSION IN E. COLI

Silantes OD-media are the media of choice, if expression of proteins in minimal media using ^{13}C -glucose is difficult or impossible. As an example human ubiquitin is expressed. Fig. 5a shows the growth curve and Fig. 5b the page

Fig. 5a

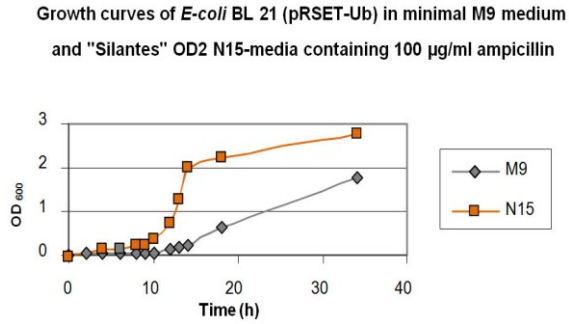
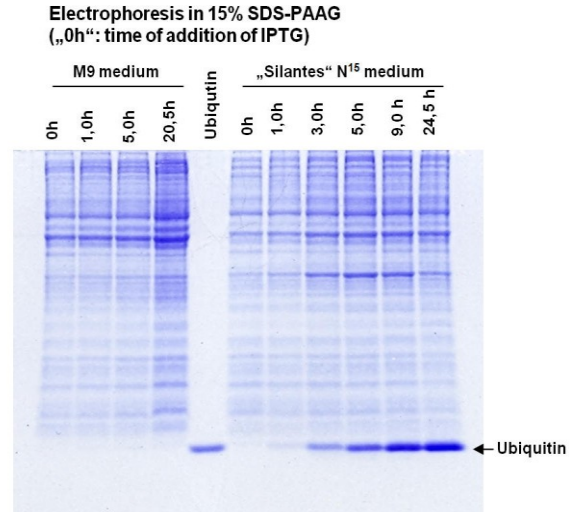


Fig. 5b



EXPRESSION IN SILANTES OD-MEDIA VS. OTHER PROVIDERS

Fig 6a shows the growth curves of 1% powderCN- media from Silantes and two other providers. Fig 6b shows the expression of h-ubiquitin

Fig. 6b

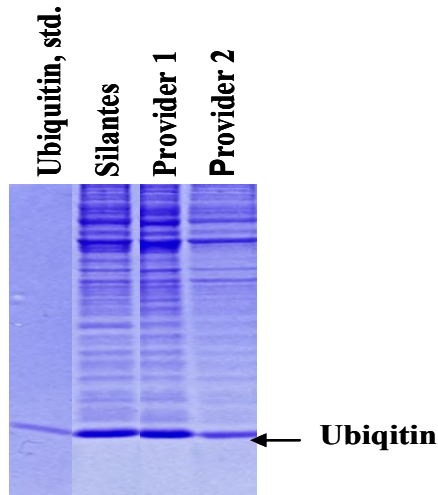
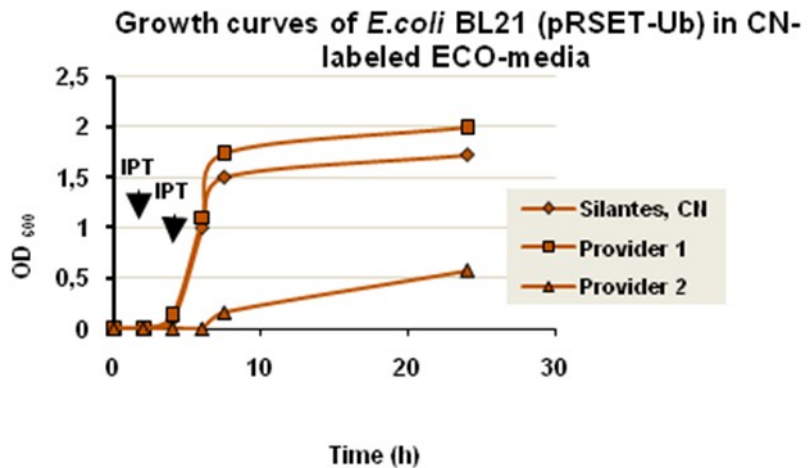


Fig. 6a



Amino Acid Composition

Amino Acid	AA [μmol / l OD1]	% of Total
Asp	50,26	20,56
Thr	8,95	3,7
Ser	9,97	4,1
Glu	27,23	11,1
Gly	27,18	11,1
Ala	36,18	14,8
Val	7,29	2,98
Met	4,35	1,78
Ileu	5,15	2,1
Leu	12,85	5,26
Tyr	4,4	1,8
Phe	5,94	2,4
His	23,59	9,65
Lys	8,26	3,38
Arg	5,53	2,3
Pro	7,31	2,99